




ESG by Stamdata

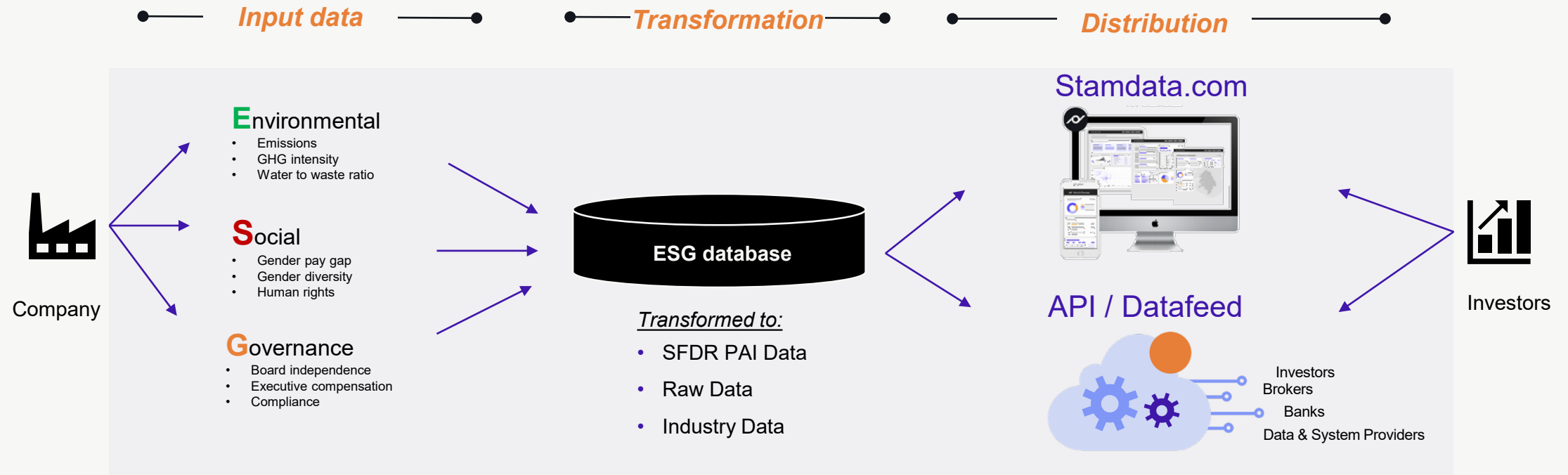
Product description





ESG by Stamdata

A continuously updated ESG database for the Norwegian capital market, transforming ESG data into a standardized data set and simplifying data access for the banking and finance industry

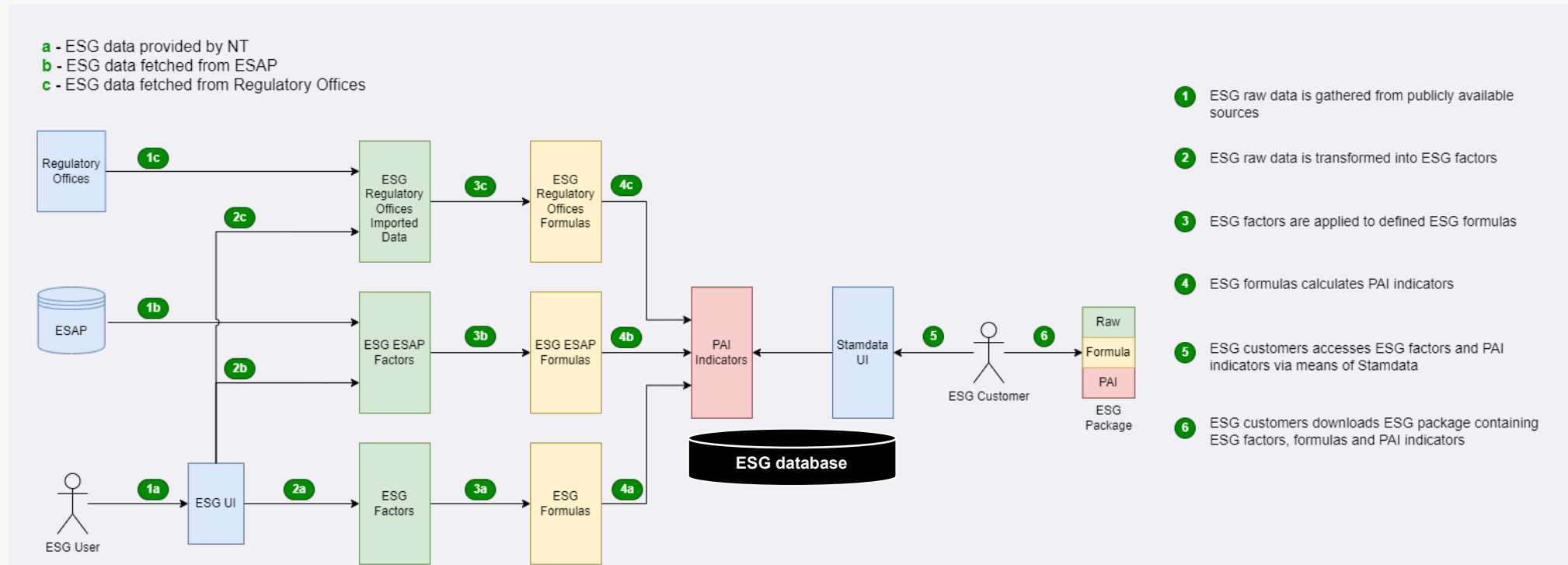


A Nordic ESG database infrastructure



The Concept: a local ESG database infrastructure

The operating model



Transforming data as reported by **companies directly** or via official **public registers**, or via **European Single Access Point (ESAP, when ready)**.

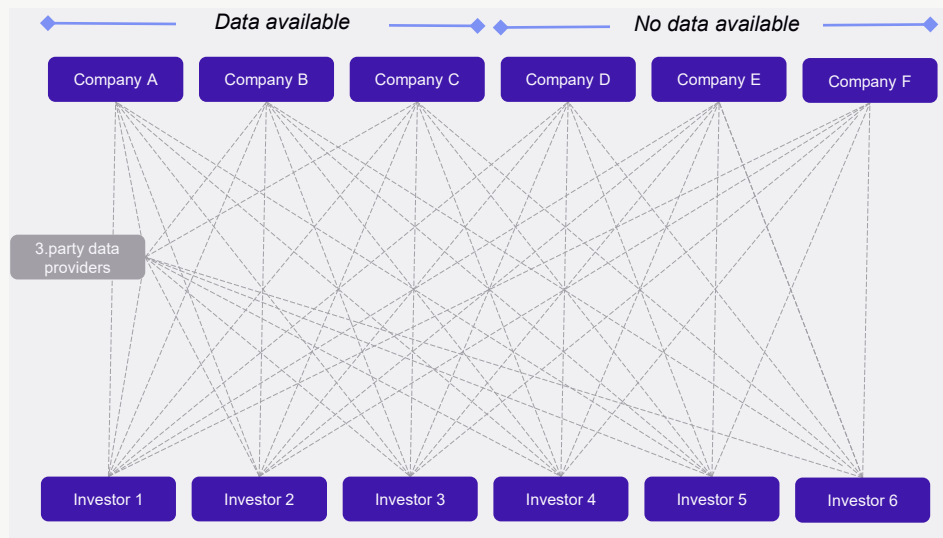


The Current situation

Illustration

From

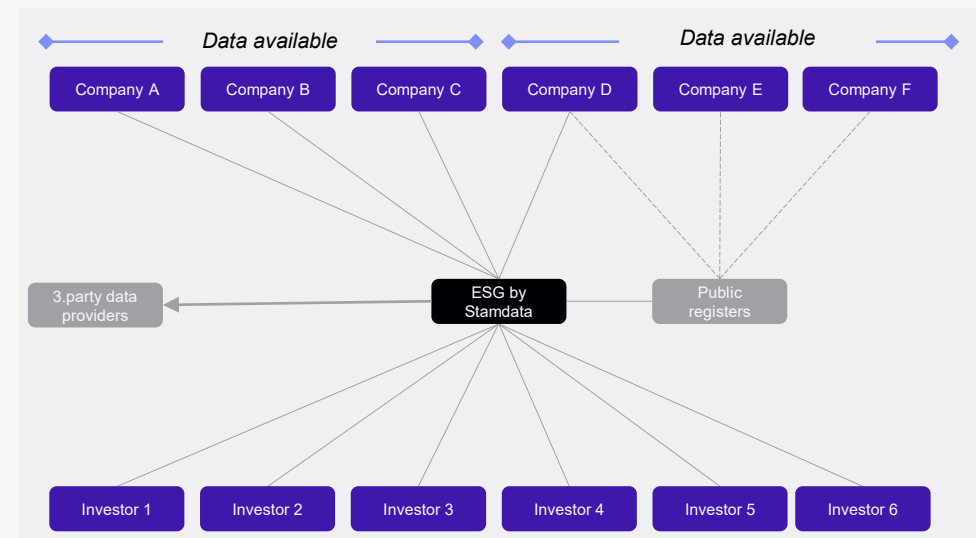
Frustrated issuers....



Frustrated investors...

To

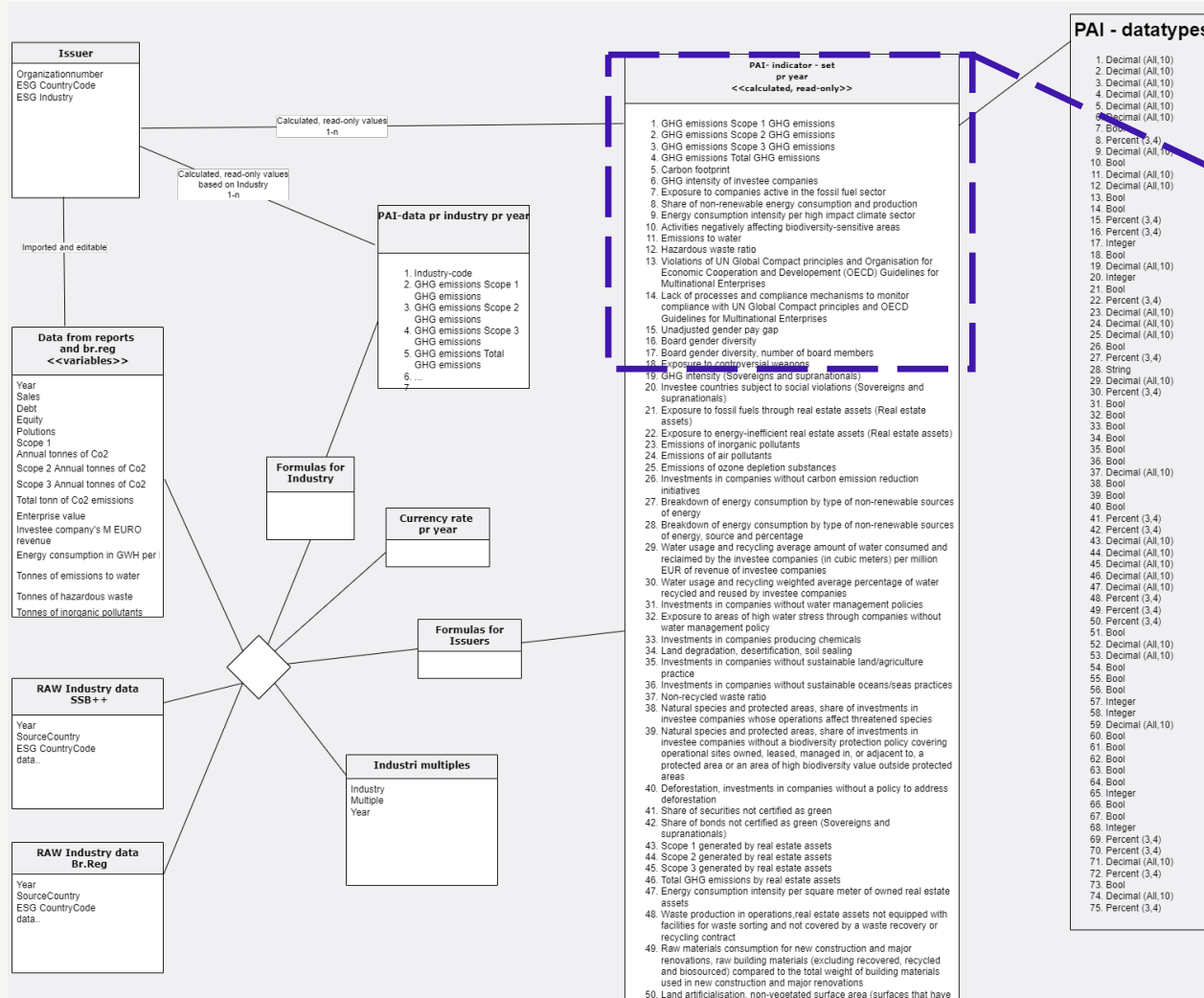
Simplification...



A local database infrastructure provider



The Product: Focus on mandatory PAI's at start



Strategy

First, we created a standardized, meaningful dataset based on the mandatory data points (SFDR), for the Norwegian market.

Now, expanding.



The Product: example

Data: ESG Factors and PAI data

Company reports
Aker Solutions ASA - 2021

ESG PAI

ESG FACTORS

Search

Name	Code ↑	Value	Unit
Scope 1 GHG emissions	ESG00001N	10 003	tCO2e
Scope 2 GHG emissions (location based)	ESG00002N	10 831	tCO2e
Scope 2 GHG emissions (market based)	ESG00003N	45 883	tCO2e
Scope 3 GHG emissions	ESG00004N	3 181	tCO2e
Total GHG emissions	ESG00005N	24 015	tCO2e
Carbon reduction target(s)	ESG00006N	Yes	Yes/No

SCOPE 1 GHG EMISSIONS

Code ESG00001N

Domestic Value 10 003

Domestic Unit tCO2e

Common Value 10 003

Common Unit tCO2e

DESCRIPTION

scope 1, 2 and 3 GHG emissions means the scope of greenhouse gas emissions referred to in points (1)(e)(i) to (iii) of Annex III to Regulation (EU) 2016/1011 of the European Parliament and of the Council

Company reports
Aker Solutions ASA - 2021

ESG PAI

PAI INDICATORS

Search

Name	Code ↑	Industry Avg.	Value	Unit
Scope 1 GHG emissions	PAI01001.1N	-	4,110666326572606	=
Scope 2 GHG emissions (location based)	PAI01001.2N	-	4,450927420084764	=
Scope 2 GHG emissions (market based)	PAI01001.3N	-	18,855313712099456	=
Scope 3 GHG emissions	PAI01001.4N	-	1,307210795244173	=
Total GHG emissions (Carbon Footprint)	PAI01001.5N	-	9,868804541901541	=
GHG intensity of investee companies	PAI01002.1N	-	8,139009669867363	=

SCOPE 1 GHG EMISSIONS

Code PAI01001.1N

Value 4,110666326572606

Unit =

Description Annual tonnes of CO2 - Scope 1 / MEUR Enterprise Value

CALCULATION RULE

Description Annual tonnes of CO2 - Scope 1 / MEUR Enterprise Value

Formula ESG00001N / ESG00007N



The Product: example

Data examples: Historic Data and Industry AVG's

ESG

Company Reports Industry Averages

[+ ADD COMPANY REPORT](#)

Company	Industry Code...	Year	ESG	PAI	Country
NorgesGruppen ASA	47111	2019	13/27	17/20	Norway
NorgesGruppen ASA	47111	2020	12/27	10/20	Norway
NorgesGruppen ASA	47111	2018	6/27	4/20	Norway
NorgesGruppen ASA	47111	2021	17/27	14/20	Norway

ESG

Company Reports Industry Averages

INDUSTRY AVERAGES

Q Type 2 or more character

- ▼ A - Agriculture, forestry and fishing
- ▲ B - Mining and quarrying**
- ▼ 05000 - Mining of coal and lignite
- ▼ 06000 - Extraction of crude petroleum and natural gas
- ▼ 07000 - Mining of metal ores
- ▼ 08000 - Other mining and quarrying
- ▼ 09000 - Mining support service activities

PAI - B - MINING AND QUARRYING

Year: 2021

Name	Code ↑	Value	Unit
Scope 1 GHG emi...	PAI01001.1N	35 515,677	tCO2e ⓘ
Scope 2 GHG emi...	PAI01001.2N	639,178	tCO2e ⓘ
Scope 2 GHG emi...	PAI01001.3N	138,08	tCO2e ⓘ
Scope 3 GHG emi...	PAI01001.4N	2 354,02	tCO2e ⓘ
Total GHG emissi...	PAI01001.5N	307 278,557	tCO2e ⓘ
GHG intensity of L...	PAI01002.1N	1 748,252	Ratio ⓘ



The Services: how you access ESG-data (i/ii)

Delivery Options

AKER ASA

Issuer Information

Issuer	Aker ASA
Issuer's reg. number	NO 886581432
Business	Private enterprise
LEI	5967007UEEXZJ10071
Website	
Ratings	Not Rated

Other Information

Region	Oslo (Norwegian Municipality)
Sector Code (ER2012, INSEC)	Private limited companies, etc. (2100), Other rest of the world (820)
Industry Class (NACE)	Build, platforms and modules (30113)
Industry	Industry - Heavy industry

HISTORICAL OUTSTANDING VOLUME BY ISSUE TYPE

ESG profile

Scope 1	10,345435	Exposure to Companies Active in Fossil Fuel Sector	Yes
Scope 2	11,584424	Share of Non-Renew. Energy Consumption & Production	0.73453
Scope 3	10,234224	Energy Consumption Intensity Per High Impact Climate Sector	10,234224
Total GHG Emissions	0.65322	Activities Negatively Affecting Biodiversity-Sensitive Areas	Yes
Carbon Footprint	0.65322	Emissions To Water	0.00000
GHG Intensity	0.53553	Hazardous Waste Ratio	0.00000

BONDS, BILLS AND COMMERCIAL PAPERS

ISIN	Name	Ticker	Issue	Maturity	Interest	Status	Outstanding Amount
NO0010868872	Aker ASA 19/24 FRN FLOOR C	AKER15	22-11-2019	22-11-2024	FRN	-	2 000 000 000 NOK
NO0010814502	Aker ASA 18/23 FRN C	AKER14	31-01-2018	31-01-2023	FRN	-	2 000 000 000 NOK
NO0010657298	Aker ASA 12/22 FRN	AKER09	07-09-2012	07-09-2022	FRN	-	1 000 000 000 NOK

TOTAL OUTSTANDING: 5 000 000 000 NOK

Stamdata.com

Integrated with issuer and bond data to create a holistic offering for portfolio managers and more





The Services: how you access ESG-data (ii/ii)

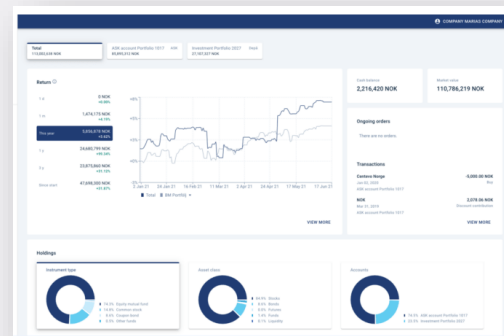
Delivery Options

Reporting to:

- Board
- Clients
- Regulatory
- KPI's/ Climate targets



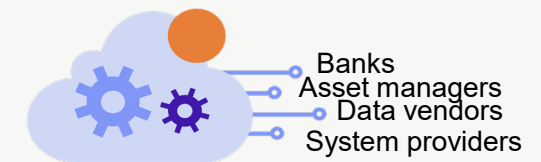
Data Warehouse



Portfolio systems and others

Datafeed / API

Enabling automation of reporting through integration with your internal systems and data warehouses




Data feed / API



ESG DATA

- SFDR PAI Data
- Raw Data
- Industry Data

Methodology developed in **together** with clients



«Quality assured»

Example: should we use market value or book value in calculation of unlisted companies?



Available to you as a service

Monthly Subscription

NOK XXX.XX


- Invoiced quarterly in advance
- 3 months termination



Commercial terms

Continuous license

- Access all data
- “No restrictions”
 - Internal use, including client reporting



«Easy»





Stamdata

a NordicTrustee Company

Contact us: esg@stamdata.com